

Language Management

























Language manager

You will find the language management features under:

Admin > Settings > Language Management

Here you will find a list of the available languages in your platform

Language

 Add  Import		« Start ‹ Previous 1 Next › End » 1 - 11 of 11 25 ▼			
Language	Description	Reading orientation	Statistics		
arabic	العربية	rtl	2449 / 2820 (371)		
english	English	ltr	2814 / 2820 (6)		
farsi	Farsi	rtl	2437 / 2820 (383)		
finnish	Finnish	ltr	2662 / 2820 (158)		
french	French	ltr	2730 / 2820 (90)		
german	German	ltr	2727 / 2820 (93)		
italian	Italiano	ltr	2834 / 2820 (-14)		
portuguese	Portuguese	ltr	2787 / 2820 (33)		
russian	Russian	ltr	2439 / 2820 (381)		
spanish	Spanish	ltr	2724 / 2820 (96)		
turkish	Turkish	ltr	2484 / 2820 (336)		

From this panel it will be possible to:

1. Edit existing languages
2. Import language files
3. Add new languages

Edit existing languages

To edit existing language translation keys, click on the highlighted icon in the previous image to get to the language editing page:

Module :

Language: 1

Comparison:

Plugin :

english

None

None

☐ Only untranslated phrases

<< Back

Search :

Q

Add

[« Start](#)
[« Previous](#)

1 2 3 4 5

[Next »](#)
[End »](#)

401 - 2 2820 50

Module	Key	Plugin name	Translation	Comparison	Date	
configuration	_USERS_ALREADY_ASSIGNED		already assigned users		2020-03-10 17:27:16	✖
configuration	_API_SSO		API and Authentication		2020-03-10 17:27:16	✖
configuration	_ASK_FOR_CODE_MODULE		Ask for a code created through the code module		2020-03-10 17:27:16	✖
configuration	_ASK_FOR_TREE_COURSE_CODE		Ask for a tree code chosen by the user from a list in a dropdown menu		2020-03-10 17:27:16	✖
configuration	_ASK_FOR_DROPDOWN_TREE_CODE				2020-03-10 17:27:16	✖
configuration	_ASK_FOR_MANUAL_TREE_CODE		manually by the user		2020-03-10 17:27:16	✖

In this page you will find a list of all the available translation keys

1. **Filter** the language keys:

- **Module:** the area or feature of the platform where the language key is user
- **Key:** the code placeholder for the language key to be translated
- **Plugin:** select the language keys created by a specific plugin
- **Only untranslated:** shows only keys without local translation

2. **Search** language translations: search any text in all the listed key translations (doesn't search in key names)

3. **Edit** any translation, just by clicking on the translation text

4. **Add** a new translation key for all the available languages

Import language files

import type

☒ import from core ☐ import from file

Language

select lang

☐ Overwrite existing words

☐ Do not add missing labels

Import Modes:

- Import from core: select from a list of the available languages
- Import from file: import an XML language file exported from another format installation

Options:

- Overwrite existing words: if the language is already installed in the system, it will override all the customizations
- Do not add missing labels: if the language is already installed in the system and some translation key is missing, it will leave it empty

Add a new language

Create an empty new language

Revision #5

Created 25 January 2024 14:11:58 by Lorenzo Polizzi

Updated 14 October 2024 19:42:04 by Lorenzo Polizzi